



The TRAILBLAZER



BOY SCOUT TROOP 204

MAPLE AVENUE UNITED METHODIST CHURCH

63 MAPLE AVENUE

MARIETTA, GEORGIA 30060

770-428-0471

MARK UR

September 2021


CALENDAR NOW

NEWSLETTER # 389

www.204bsa.com

6 AIA at Tommy Morris's house----1830 (1730 if you want to play with the trains)

7 **TROOP MEETING 1930-2100** class B ok
PRE OPENING::: How to fold raise and walk a flag
OPENING::: Green Bar
IN THE HOLE ::: advancement, menus, foodlists
SCOUTCRAFT::: How to light a match – Green Bar
GAME::: String Burning -- ASM's
SERVICE PATROL::: Green Bar



11-12 **POWDERHORN** at the Bert Adams

14 **TROOP MEETING 1930-2100** back to field uniform shirts
PRE OPENING::: types of lashings - Spencer
OPENING::: Bears
IN THE HOLE ::: finish up advancement uniform inspection
SCOUTCRAFT::: Lashing Camp Tools – Spencer and DJ
GAME::: 4 way tug of war---ASMs
SERVICE PATROL::: Bears

Campout \$\$, menus, and who's going list due tonight

21 **TROOP MEETING 1930-2100** class B ok
PRE OPENING::: pack n
IN THE HOLE ::: load
OPENING::: firesticks
SCOUTCRAFT::: summer camp wrap up likes and dislikes of camp
GAME::: ASM surprise---ASMs
SERVICE PATROL::: firesticks



Show ur stuff Make it a good !

How to Fold the United States Flag

United States flags are manufactured with a proportion of 1.9 (the HOIST, or Width) to 1.9 (the FLY, or Length), therefore the folding instructions are the same regardless of the size of the flag.

Start		↑ HOIST ↓ ← FLY →
Step 1		Open Edge Fold the lower striped section of the flag over the blue field.
Step 2		Folded Edge Open Edge Folded edge is then folded over to meet the open edge.
Step 3		Open Edge Folded Edge A triangular fold is then started by bringing the striped corner of the folded edge to the open edge.
Step 4		Outer point is then turned inward and parallel with the open edge to form a second triangle.
Step 5		Triangular folding is continued until the entire length of the flag is folded in the triangular shape with only the blue field visible.
Completed		The edge of the final triangular fold is tucked tightly inside the remaining open fold.


Prepared by the Military Salute Project using information provided by the U.S. Department of Veterans Affairs - National Cemetery Administration. This information may be copied and distributed as well provided no charges, business or organization names are featured on any material.

24-25-26 **Campout of Service**

LET'S GO CAMPING
FALL IN AT 1700 (Q/M OPENS AT 1630)


>>SURVIVAL KIT MUST BE ON YOUR PERSON >> CANTEEN IS A MUST---full please >> // class A uniforms
 // TROOP T-SHIRT // HANDBOOKS are a MUST on all activities// Plan on staying Dry // fishing equip, if you wish
 Home Sunday about 1400 ---parents be ready for tired Scouts

25-26 **POWDERHORN** at the Woodruff



28 TROOP MEETING 1930-2100

PRE OPENING::: rank knots--
 OPENING::: JASM's and Green Bar
 IN THE HOLE ::: ready for Court of Honor uniforms too
 SCOUTCRAFT::: Knots rally—Isaac
 GAME::: ---ASMs
 SERVICE PATROL::: JASM's and Green Bar



Oct 5 (Eagle??) Court of Honor listen for details

OPENING::: SPL
 SERVICE PATROL::: ALL

ANNUAL DUES must be paid by October 19 ~~~YPT and Weather training for Adults

~~~~~ Youth Protection Training ~~~~~  
 ~~~~~ Hazardous Weather Training ~~~~~

It's that time again, Adults !

Annual Dues are due in October and that means it's time to renew your YPT and Hazardous Weather training! Both are now required for your continued membership in the BSA. Please don't put it off and make me have to beg you to get it done.



6 --- -- Tommy M
 24 --- -- Trygve M
 25 --- -- Michael H



5 Oct----Court of Honor (Eagle??)
 19 Oct----menus and \$\$
 19 Oct----Annual Dues and YPT/Weather
 29-30-31 Oct----Cloudland Canyon

